



Student Achievement Strategy Scorecard




First Quarter Experience (FQE) Fall to Winter Retention – CSS 103

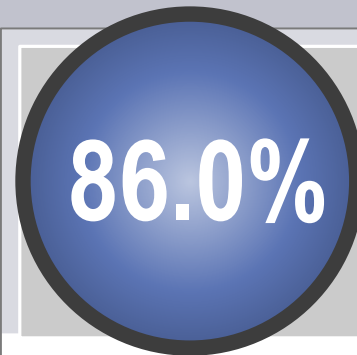
scorecard



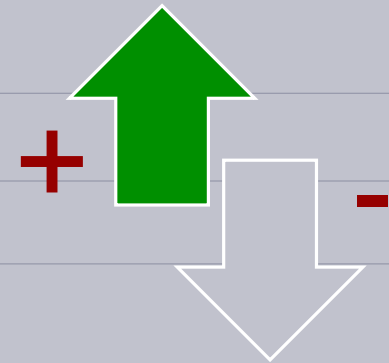
10 year avg.



Fall 2016



Fall 2017*



****40 sections offered Fall 2017***

First Quarter Experience (FQE) Fall to Fall Retention – CSS 103

scorecard

44.9%

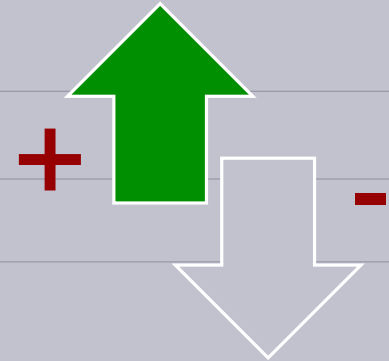
10 year avg.

54.4%

Fall 2016

Not yet
Available

Fall 2017*



****40 sections offered Fall 2017***

2016-2017

SAS Performance Targets

Obj. No.	Outcome	Population	Performance	Target
1	Transition from lower-level to upper-level or upper-level to college-level achievement points within four years	Basic Skills	37%	30%
2	Fall to Fall Retention	Transfer	51%	52%
	Fall to Fall Retention	Workforce	44%	48%

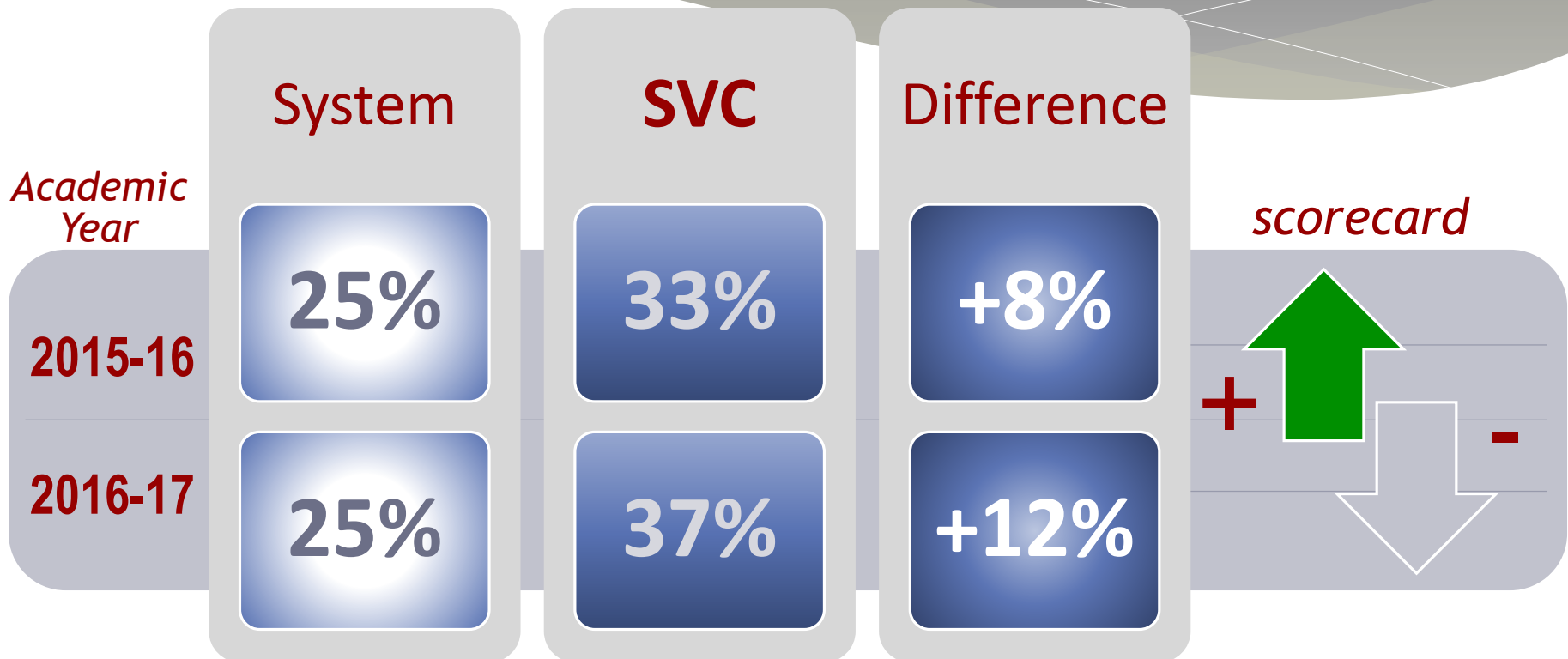
SAS Performance Targets

Obj. No.	Outcome	Population	Performance	Target
3	Complete a degree or certificate within four years	Transfer	26%	22%
	Complete a degree or certificate within four years	Workforce	26%	29%

SAS Performance Targets

Obj. No.	Outcome	Population	Performance	Target
4	Decrease the four year completion rate gap between Latinos and Non-Latinos	Latino Degree Seeking	6%	6%
5	Fall to Fall Retention	Latino Degree Seeking	51%	53%

Basic Education – Adults College Transition



Out of 44 schools and learning centers, SVC now ranks 8th in the state for student gains!